

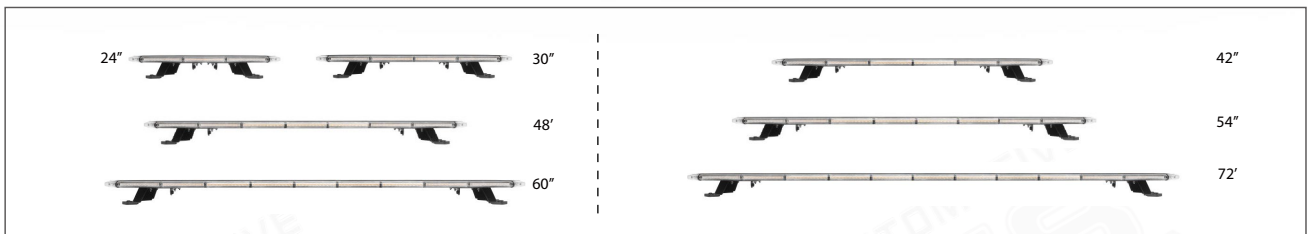

Z-W18 SERIES INNOVATION **EXTREMELY SLIM** WARNING BAR

Why we design it?

Things becomes more beautiful and smaller which simplify our life. We began to combine this concept in the design a year ago, to ensure extremely slim size but high light output at the same time make it one of the most sought-after alternatives on the market.

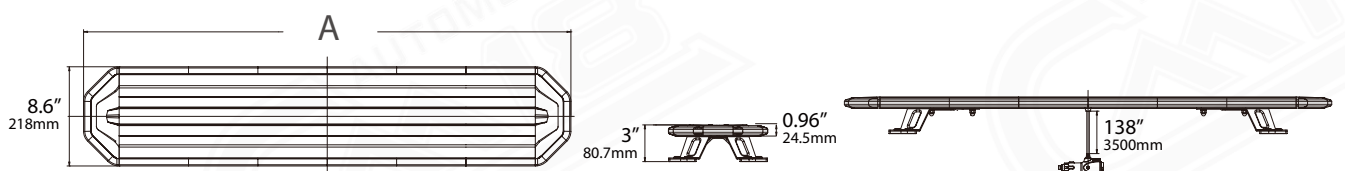
How it benefit you?

The extremely slim size is perfect for mounting on today's aerodynamic vehicles, it will give you less wind noise and reduce fuel consumption. Extremely slim size, visually perfect match your car, decorate your car.




PRODUCT INFORMATION

Item No.	Power Consumption	Current / Voltage	LED Q'TY	SMD	Compliance	Color temperature	LED color
Z-W18-24"	74W	3.08A @ 24V	36+72pcs	3030+2835	CISPR25 CLASS 3 SAE J845 ECE R65 TA2 ECE R10	590-595nm	● ● ●
Z-W18-30"	82W	3.42A @ 24V	36+96pcs				
Z-W18-42"	98W	4.08A @ 24V	36+144pcs				
Z-W18-48"	106W	4.42A @ 24V	36+168pcs				
Z-W18-54"	114W	4.75A @ 24V	36+216pcs				
Z-W18-60"	122W	5.08A @ 24V	36+216pcs				
Z-W18-72"	138W	5.75A @ 24V	36+264pcs				

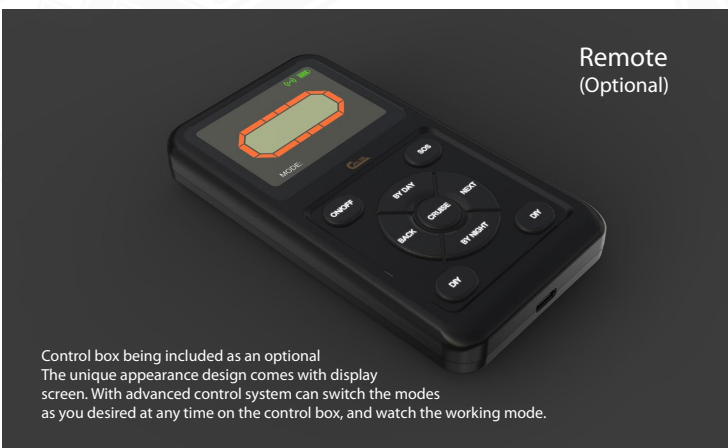


A	Z-W18-24"-- 613mm	Z-W18-30"-- 766mm	Z-W18-42"-- 1070mm	Z-W18-48"-- 1223mm	Z-W18-54"-- 1375.6mm	Z-W18-60"-- 1528mm	Z-W18-72"-- 1832mm
---	-------------------	-------------------	--------------------	--------------------	----------------------	--------------------	--------------------

LIGHTING



Modules can be replaced if any one of them broken, save money save time




Remote
(Optional)

Control box being included as an optional
The unique appearance design comes with display
screen. With advanced control system can switch the modes
as you desired at any time on the control box, and watch the working mode.



Hook
(Optional)

14 MODES



5 modes flash

- ① Single flash by day
- ② Single flash by night
- ③ Double flash
- ④ Triple flash
- ⑤ Single flash Alt. Left & Right half

5 modes rotation

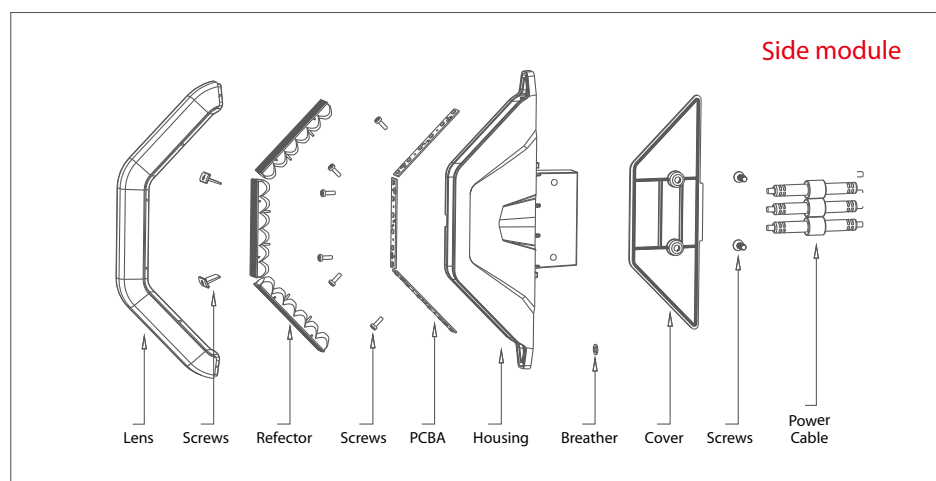
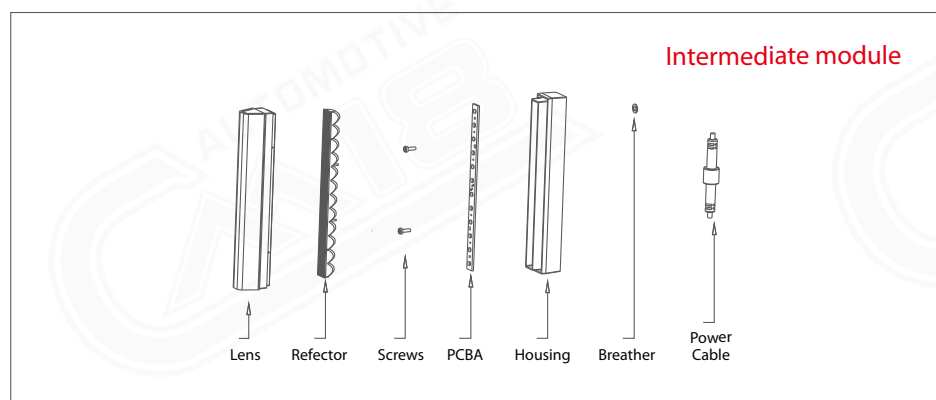
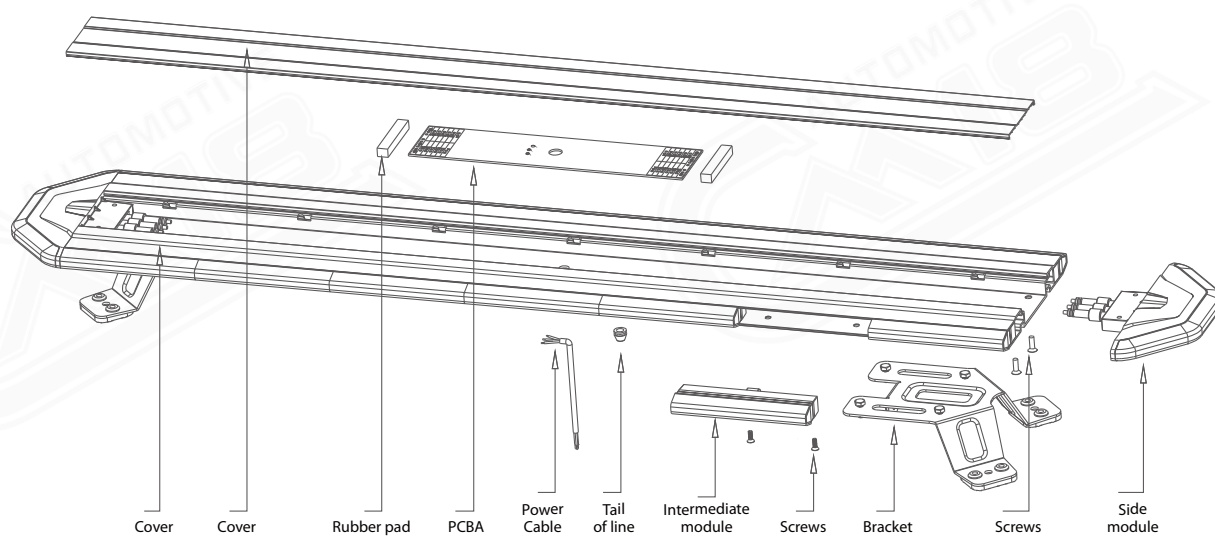
- ① Slow anticlockwise rotation
- ② Slow clockwise rotation
- ③ Quick anticlockwise rotation
- ④ Quick clockwise rotation
- ⑤ Rotation

2 cruise

3 modes arrow

- ① Center arrow
- ② Left arrow
- ③ Right arrow

THE EXPLOSION FIGURE



CONNECTION MODE

Z-W18-24" / Z-W18-30" / Z-W18-42" / Z-W18-48"



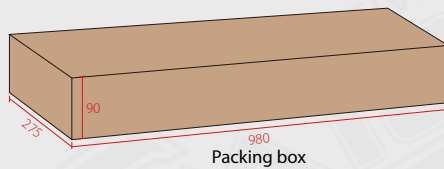
Z-W18-54" / Z-W18-60" / Z-W18-72"



PRODUCT PACKAGING

Z-W18-24"

- Master Carton Size: 988*275*90 mm
- Quantity of Each Carton: 1 pcs



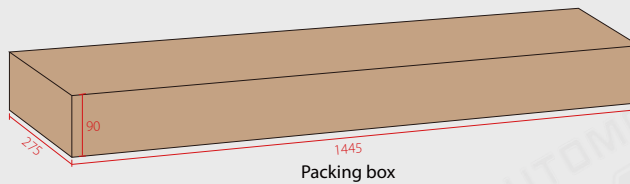
Z-W18-30"

- Master Carton Size: 1140*275*90 mm
- Quantity of Each Carton: 1 pcs



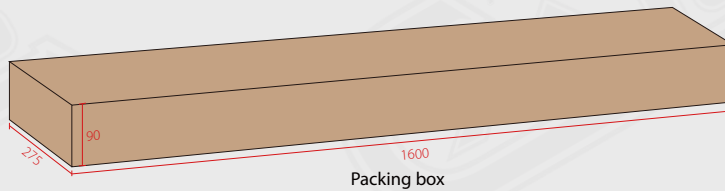
Z-W18-42"

- Master Carton Size: 1445*275*90 mm
- Quantity of Each Carton: 1 pcs



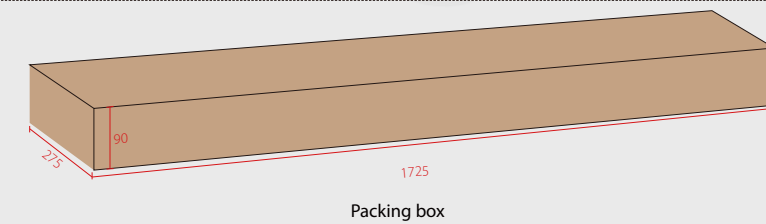
Z-W18-48"

- Master Carton Size: 1600*275*90 mm
- Quantity of Each Carton: 1 pcs



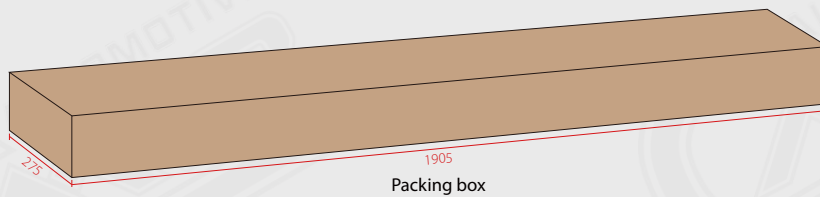
Z-W18-54"

- Master Carton Size: 1725*275*90 mm
- Quantity of Each Carton: 1 pcs



Z-W18-60"

- Master Carton Size: 1905*275*90 mm
- Quantity of Each Carton: 1 pcs



Z-W18-72"

- Master Carton Size: 2210*275*90 mm
- Quantity of Each Carton: 1 pcs

